

How to ship a McIntosh

Shipping a McIntosh safely is an art and a science. Failure to utilize a McIntosh-engineered shipping carton is a recipe for disaster. Shipping damage can happen to the chassis with broken heat-sinks, etc., but the glass faceplate is the most vulnerable and subject to damage.



You might have waited months or years to find that perfect vintage McIntosh unit. That may be all in vain if it is improperly packaged and shipped.

The person you are buying from may claim he “knows how to ship” the item - he probably doesn’t. He may have heard that the unit must be “double-boxed”. Then proceeds to dig out a couple of Amazon Prime cartons for your unit.

The **UPS Store** or **FedEx Office** may think they know how to ship the item – they don’t! They do not have the proper cartons.

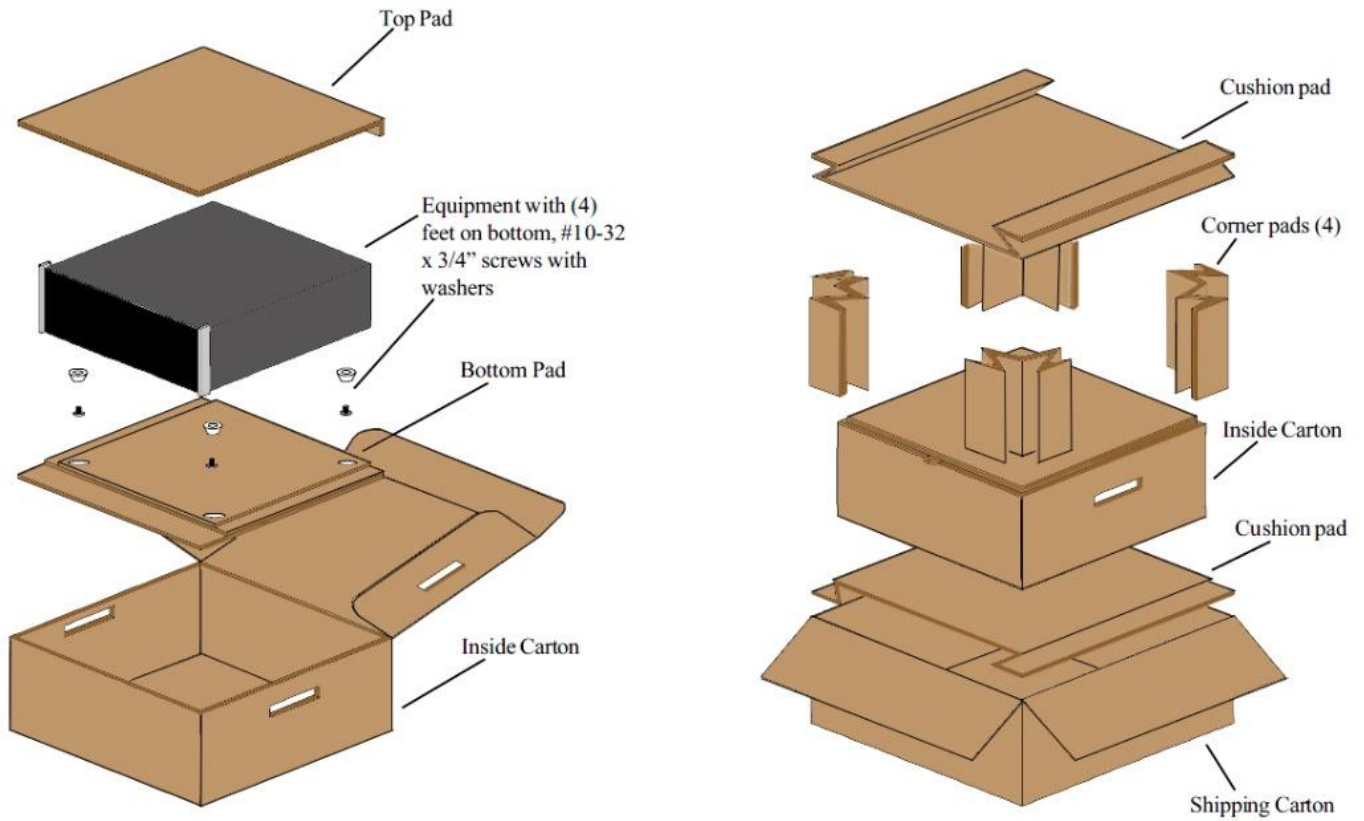
➔ To have the greatest probability of your new-to-you McIntosh arriving unscathed, you must take control and insist it is shipped in a carton designed for your McIntosh unit.

McIntosh cartons are engineered to protect the unit. The typical inner carton for a pre-amp, tuner or tuner/pre-amp includes tapered holes in the heavy corrugated fiberboard base to receive the tapered shipping feet on the bottom of the unit. This prevents the heavy unit from flying around inside the carton. There is a thick cardboard panel that protects the top. When the inner carton is closed, the unit is held securely and nothing touches the faceplate or knobs. There is a free space around the faceplate so rough-handling will not transfer pressure to the glass or glass frame.



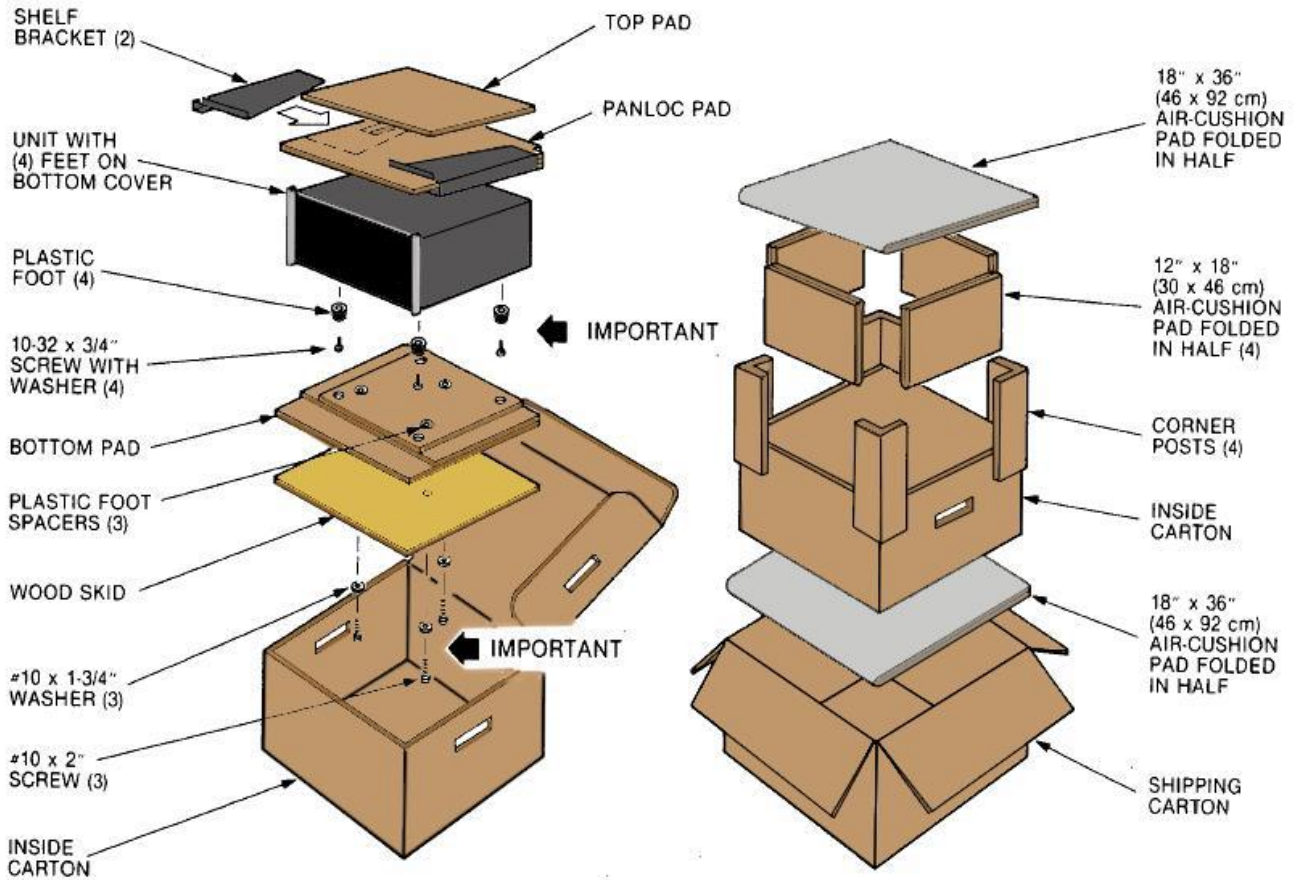
This inner carton is sealed and then placed into the outer carton which suspends the inner carton by folded cardboard or rubbery foam corners. The suspension allows 2" or more of free space all around the inner carton. This outer carton is then sealed and ready for shipment.

TYPICAL COMPONENT PACKING CONFIGURATION (PRE-AMP, TUNER/PRE-AMP, TUNER, CD PLAYER, ETC.)



Power amplifiers are a different story. Due to their greater weight, the amplifier is typically bolted to a sturdy piece of plywood that has holes to receive the shipping feet. The secured amp with attached plywood skid is fit into the inner carton as above.

TYPICAL AMPLIFIER PACKING CONFIGURATION



Very heavy amplifiers have the double-carton strapped to a pallet and are shipped that way.

Styrofoam blocks, Styrofoam popcorn and bubble-wrap are no match for a McIntosh amp!

Yes, the proper carton will be expensive – but it is worth every penny!

SHIPPING CLAIMS FOR DAMAGE


Good luck! The shipper (**UPS** or **FedEx**) may have gladly accepted the carton and insurance payment when shipped, but when it comes time to settle a damage claim the tides turn. They will assert that the unit was not properly packaged – even if their own agent packed the item. The proof is on you or the person who shipped it to prove that it was packaged correctly.

If it was “protected” with Styrofoam or bubble-wrap you are out of luck. If it was improperly secured inside the two cartons, then it was not properly packaged. You may or may not get compensation for damage, even if it was insured.

You are then also faced with the prospect of repair to a 50-year-old treasure. McIntosh still makes replacement glass faceplates for most units they have produced over the years. However, these are made in small batches as their production time allows. Waiting time can be a year or more.

Then there are the top and bottom glass rails, end-caps, knobs and brackets that may have been damaged or broken along with the glass. There are some of these items available as reproduction parts, but many that have no readily-available parts. Parts would either have to be fabricated or obtained from parted-out units. This is a long, frustrating road to travel in order to get your unit back to its original condition.

Mounted to the back of the glass faceplate is a light diffuser panel. It is designed to fit over the bulbs and transfer light down the faceplate to light the nomenclature. It has chamfered and polished holes to receive the bulbs, and multiple layers of silk-screening on both sides to properly light the nomenclature.



If this diffuser panel is broken along with the faceplate, you will be unable to light a replacement faceplate. These diffuser panels are not obtainable from any source.

Bite the bullet and obtain a properly designed shipping carton for your unit!

Do you or does the shipper still have one of these?



These original McIntosh shipping cartons are 50+ years old! They have had a half-century to absorb humidity and deteriorate in strength. These cartons also have only a folded cardboard corner support. That was probably adequate when these were produced, but don't hold up as well in today's logistics chain as do the new one's with rubbery foam corner inserts.

If you just have to have that original carton for nostalgic reasons, be sure the unit is properly packaged in the original double-carton and then have that placed inside a third outer carton.

Where do you obtain a proper shipping carton for a McIntosh? Your best bet is **Audio Classics**. **McIntosh Laboratory** may have a carton available if it is for a unit of recent production, but **Audio Classics** specializes in these cartons for current as well as the vintage units.

Audio Classics, Ltd.
3501 Old Vestal Road
Vestal, NY 13850-2224
(800) 321-2834

IMPORTANT DON'TS:

- ➔ Do not ship a unit in the decorative wooden cabinet – both will be destroyed!
- ➔ Do not allow anything to touch the glass faceplate when packed.

NEVER USE:

- ➔ Styrofoam blocks
- ➔ Styrofoam peanuts
- ➔ Bubble-wrap
- ➔ Generic "shipping cartons"